

# How to Dispose of Household Waste (English Version, Overview)

**Any item that exceeds 50 cm in width, height, or depth, or weighs more than 5 kg, or that can't be placed in a trash bag with its handles tied up, is considered bulky waste (excluding small electrical appliances).**

 **Burnable Waste**  
(Waste Disposal Calendar P. 20)

Collected, twice a week (up to 10 bags at a time), in the yellow paid trash bag

- Food waste
- Carbon paper, receipts, thermal paper, disposable hand warmers
- Household goods
- Plastics in general (including CDs, etc.)
- Styrofoam
- Rubber products
- Videotapes, cassette tapes
- Leather goods
- Pee pads for pets, pet litter, sanitary products, etc.
- Socks, underwear, gauze bandages, adhesive bandages
- Diapers (for babies and adults) can be collected as burnable waste in a transparent bag as well as the paid trash bag.
- Up to five bundles of tree branches (50 cm long or less, bundled with string) can be collected without using the paid trash bag.

 **Non-Burnable Waste**  
(Waste Disposal Calendar P. 21)

Collected, twice a month (up to 10 bags at a time), in the blue paid trash bag

- Broken glass, ceramics, mirrors, etc.  
→ These items do not burn
- Knives, scissors, needles, nails, and other sharp objects  
→ Please wrap any sharp edge with paper, cloth, etc. before placing it in a bag.
- Items made of metal and other materials  
For example: Umbrellas (up to 4 at a time) →  
Made of metal, plastic, and fabric  
Electric kettle →  
Made of metal and plastic

\* Items with rechargeable batteries are considered hazardous waste regardless of material.

\* Please try to recycle any item listed as small electrical appliances instead of disposing them as non-burnable waste. (Waste Disposal Calendar p. 24)

**Waste items that can only be collected in the designated paid trash bags or with the designated paid stickers**

 **Bulky Waste**  
(Waste Disposal Calendar P. 28)

Collected, by booking a collection by phone, and requires the designated sticker

The waste collection operator differs depending on the area where you live. You can find the phone number for the operator in your area on page 28.

Please measure and make note of the width, height, and depth of the item to be disposed (the collection fee varies depending on the size).

Please do not purchase any stickers before booking for collection, as the fee varies depending on the item (no refunds will be made for tickets purchased by mistake).

## Basic Rules

### [Where to put out your garbage]

- If you live in an apartment building, the location designated by the owner
- If you live in a house, anywhere that can be reached from the street without entering your property
- \*Please try to put out your garbage in the same spot every time.

### [When to put out your garbage]


Please put out your garbage before 8:00 a.m.

### [How to dispose of your garbage]


- Burnable and non-burnable waste are to be disposed of in the paid trash bags designated by the city (The price depends on the volume of the bag. Items exceeding the specified volume will not be collected.)
- Bulky waste requires the designated sticker (priced from 200 to 1,500 yen)
- Recyclable and hazardous waste are to be put out in a transparent bag or basket so that the content is visible.

## Recyclable Materials

Collected, twice a month, in a transparent bag, basket, etc. so that the content is visible. Please use a separate bag for each type of recyclable.

- 
- Cans and items made of more than 90% metal:** Includes frying pans and pots
- Bottles:** Non-refillable bottles such as for cosmetics, paint, etc. are not collected.
- Plastic (PET) bottles:** The bottles should be rinsed and their labels and caps removed or they will not be collected.
- White trays:** Non-white or food-stained trays cannot be recycled (dispose of them as burnable waste).
- Small electrical appliances:**
- Caution!!** : \*Items with rechargeable batteries are hazardous waste. Hazardous waste should never be mixed with other waste. Limited to items listed on page 24 of the Waste Disposal Calendar. If it is on the list, it can be collected even if it is over 50 cm or weighs more than 5 kg.  
Microwave ovens, vacuum cleaners, cords, remote controls, and controllers can also be collected.
- How to dispose of small electrical appliances**  
Please write “あきる野市” directly on the item.

## Recyclable materials and hazardous items (Put these items in a transparent bag regardless of type and size)

 **Hazardous Waste**

Collected, twice a month, in a transparent bag so that the content is visible. Please place each type of waste in its own bag. If it does not fit in the bag, attach a piece of paper marked “有害ごみ” and put it out.


**Items containing rechargeable batteries:** Items that are recharged via a USB terminal, etc.

**Examples:** Bluetooth speakers, electronic cigarettes, handheld game consoles, drones, handheld fans, cordless vacuum cleaners, etc.

**Fluorescent tubes:** Place them in the same box in which they were purchased or wrap them with newspaper and write “有害ごみ” directly on the box or wrap.

**Items containing dry cell batteries, mercury, or lead:** Mercury thermometers, fishing weights, etc.

**Items containing flammable gas:** Gas lighters, spray cans, etc.



If you wish to dispose of any burnable, non-burnable, or bulky waste on a day other than the collection day, you can bring them directly to the waste disposal facility by car (300 yen per 10 kg paid in cash). Please see page 29 of the Waste Calendar.  
\*The facility does not accept credit cards. Please pay in cash.